



GT TOUR FFSA 2015 - SPA FRANCORCHAMPS

05-07 juin 2015

Championnat de France FFSA GT

Circuit de Spa Francorchamps (7.004 km)

Course 1

Tour par tour

NT	Heure	S1	S2	S3	Tps. tour	Temps total	NT	Heure	S1	S2	S3	Tps. tour	Temps total
N° 1, PERNAUT Olivier, Pos. 2							N° 3, GAILLARD Philippe, Pos. 5						
1	16:26:37	-	1:06.81	36.731	2:28.725	2:28.725	7	16:41:12	40.677	1:06.52	36.944	2:24.144	17:03.212
2	16:29:01	40.866	1:06.08	36.452	2:23.402	4:52.127	8	16:43:35	40.940	1:05.84	36.577	2:23.361	19:26.573
3	16:31:24	40.804	1:05.70	36.484	2:22.991	7:15.118	9	16:46:01	40.801	1:07.13	37.698	2:25.637	21:52.210
4	16:33:50	40.794	1:08.47	36.816	2:26.084	9:41.202	10	16:48:27	40.786	1:06.87	38.146	Pit In	24:18.012
5	16:36:13	40.401	1:05.95	36.800	2:23.159	12:04.361	11	16:51:07	-	1:05.83	36.833	2:40.663	26:58.675
6	16:38:36	40.481	1:05.80	36.550	2:22.833	14:27.194	12	16:53:31	40.908	1:06.17	36.597	2:23.684	29:22.359
7	16:40:59	40.410	1:06.08	36.415	2:22.907	16:50.101	13	16:55:56	40.952	1:06.20	37.895	Pit In	31:47.407
8	16:43:25	40.798	1:08.30	36.856	2:25.958	19:16.059	N° 3, GAILLARD Philippe, Pos. 5						
9	16:45:48	40.396	1:06.24	36.495	2:23.134	21:39.193	14	16:59:59	-	1:07.89	37.974	4:03.055	35:50.462
10	16:48:11	40.278	1:06.26	36.507	2:23.050	24:02.243	15	17:02:26	42.183	1:07.21	37.282	2:26.675	38:17.137
11	16:50:34	40.784	1:05.85	36.474	2:23.117	26:25.360	16	17:04:51	41.482	1:06.65	36.988	2:25.124	40:42.261
12	16:52:59	40.224	1:06.21	38.560	Pit In	28:50.355	17	17:07:18	41.266	1:06.74	39.086	2:27.093	43:09.354
N° 1, NARAC Raymond, Pos. 2							18	17:09:44	41.450	1:07.02	37.234	2:25.711	45:35.065
13	16:57:06	-	1:06.64	36.657	4:06.420	32:56.775	19	17:12:09	41.378	1:06.61	37.534	2:25.526	48:00.591
14	16:59:29	40.952	1:06.38	36.533	2:23.865	35:20.640	20	17:14:35	41.527	1:06.76	36.989	2:25.285	50:25.876
15	17:01:53	40.658	1:06.19	36.685	2:23.539	37:44.179	21	17:17:02	41.416	1:07.73	37.822	2:26.974	52:52.850
16	17:04:17	40.432	1:06.48	36.733	2:23.649	40:07.828	22	17:19:29	41.915	1:07.57	37.635	2:27.126	55:19.976
17	17:06:41	40.594	1:06.45	37.022	2:24.067	42:31.895	23	17:21:56	41.731	1:07.84	37.990	2:27.569	57:47.545
18	17:09:05	40.434	1:06.07	38.281	2:24.785	44:56.680	24	17:24:28	41.458	1:08.06	41.825	Pit In	1:00:18.889
19	17:11:33	41.077	1:06.80	39.210	2:27.088	47:23.768	N° 3, PARISY Mike, Pos. 5						
20	17:13:56	40.536	1:05.98	36.718	2:23.237	49:47.005	25	17:28:27	-	1:05.42	35.928	3:58.766	1:04:17.655
21	17:16:20	40.404	1:06.39	37.029	2:23.831	52:10.836	26	17:30:47	40.397	1:04.27	35.699	2:20.370	1:06:38.025
22	17:18:44	40.739	1:06.69	36.650	2:24.080	54:34.916	27	17:33:06	40.155	1:03.84	35.442	2:19.442	1:08:57.467
23	17:21:08	40.587	1:06.54	36.863	2:23.999	56:58.915	28	17:35:27	39.976	1:04.39	35.921	2:20.296	1:11:17.763
24	17:23:33	40.931	1:08.00	36.766	2:25.700	59:24.615	29	17:37:48	39.971	1:05.58	36.076	2:21.636	1:13:39.399
25	17:25:58	40.581	1:06.71	37.446	Pit In	1:01:49.354	30	17:40:10	40.176	1:04.97	36.523	2:21.675	1:16:01.074
N° 1, DUMEZ Sébastien, Pos. 2							31	17:42:31	40.190	1:05.31	35.896	2:21.401	1:18:22.475
26	17:29:58	-	1:07.04	37.443	4:00.022	1:05:49.376	32	17:44:52	40.100	1:04.79	35.833	2:20.727	1:20:43.202
27	17:32:24	40.731	1:08.29	36.600	2:25.626	1:08:15.002	33	17:47:14	40.155	1:04.89	36.572	2:21.622	1:23:04.824
28	17:34:47	40.238	1:05.98	36.775	2:23.002	1:10:38.004	34	17:49:35	40.134	1:05.06	36.065	2:21.266	1:25:26.090
29	17:37:10	40.083	1:06.20	36.536	2:22.824	1:13:00.828	35	17:51:57	40.022	1:04.95	36.405	2:21.380	1:27:47.470
30	17:39:32	40.073	1:05.89	36.446	2:22.415	1:15:23.243	36	17:54:20	40.500	1:05.82	36.729	2:23.056	1:30:10.526
31	17:41:54	40.130	1:05.56	36.411	2:22.109	1:17:45.352	37	17:56:42	40.074	1:05.78	36.640	2:22.497	1:32:33.023
32	17:44:17	39.944	1:05.87	37.089	2:22.905	1:20:08.257	N° 5, HAM/BOT/MAR, Pos. 16						
33	17:46:40	40.232	1:06.13	36.569	2:22.931	1:22:31.188	35	-	41.026	-	-	-	-
34	17:49:03	40.050	1:06.08	36.481	2:22.615	1:24:53.803							
35	17:51:27	40.241	1:06.41	36.768	2:23.423	1:27:17.226							
36	17:53:49	40.087	1:06.25	36.836	2:23.178	1:29:40.404							
37	17:56:13	40.148	1:06.56	36.595	2:23.308	1:32:03.712							
N° 3, HALLYDAY David, Pos. 5													
1	16:26:43	-	1:08.36	37.694	2:34.548	2:34.548							
2	16:29:10	41.796	1:07.62	37.332	2:26.748	5:01.296							
3	16:31:35	41.120	1:06.40	37.401	2:24.924	7:26.220							
4	16:33:59	41.479	1:06.50	36.679	2:24.667	9:50.887							
5	16:36:23	40.637	1:05.96	37.271	2:23.870	12:14.757							
6	16:38:48	40.619	1:06.53	37.154	2:24.311	14:39.068							



GT TOUR FFSA 2015 - SPA FRANCORCHAMPS

05-07 juin 2015

Championnat de France FFSA GT

Circuit de Spa Francorchamps (7.004 km)

Course 1

Tour par tour

NT	Heure	S1	S2	S3	Tps. tour	Temps total	NT	Heure	S1	S2	S3	Tps. tour	Temps total
N° 5, HAMON Christophe, Pos. 16							N° 6, CAYROLLE Eric, Pos. 1						
1	16:26:45	-	1:09.65	38.161	2:36.666	2:36.666	10	16:48:07	40.570	1:05.56	36.424	2:22.555	23:58.718
2	16:29:11	41.448	1:06.70	37.328	2:25.485	5:02.151	11	16:50:30	40.257	1:05.64	36.543	2:22.441	26:21.159
3	16:31:35	41.525	1:05.86	37.353	2:24.738	7:26.889	12	16:52:52	40.286	1:05.59	36.547	2:22.428	28:43.587
4	16:34:02	41.763	1:07.34	37.292	2:26.395	9:53.284	13	16:55:15	40.160	1:05.29	37.090	Pit In	31:06.131
5	16:36:27	41.190	1:06.10	37.629	2:24.927	12:18.211	N° 6, SANTAMATO Arno, Pos. 1						
6	16:38:53	41.444	1:06.51	37.716	2:25.671	14:43.882	14	16:59:25	-	1:06.41	36.591	4:10.503	35:16.634
7	16:41:19	41.499	1:06.22	38.762	Pit In	17:10.369	15	17:01:49	40.863	1:05.74	36.915	2:23.522	37:40.156
8	16:44:00	-	1:05.72	37.081	2:41.462	19:51.831	16	17:04:12	40.763	1:05.79	36.604	2:23.163	40:03.319
9	16:46:25	41.617	1:05.83	37.319	2:24.773	22:16.604	17	17:06:36	41.023	1:05.58	36.898	2:23.508	42:26.827
10	16:48:50	41.494	1:05.86	37.618	2:24.979	24:41.583	18	17:08:59	40.912	1:05.53	36.863	2:23.305	44:50.132
11	16:51:14	41.154	1:05.71	37.209	2:24.079	27:05.662	19	17:11:22	40.773	1:05.54	36.816	2:23.135	47:13.267
12	16:53:39	41.027	1:05.82	37.637	2:24.490	29:30.152	20	17:13:46	41.009	1:05.90	36.600	2:23.510	49:36.777
13	16:56:06	41.334	1:05.67	39.722	Pit In	31:56.879	21	17:16:09	40.951	1:05.77	36.758	2:23.488	52:00.265
N° 5, BOTTEMANNE Christian, Pos. 16							22	17:18:33	40.922	1:06.62	36.744	2:24.291	54:24.556
14	17:00:10	-	1:07.63	37.621	4:04.284	36:01.163	23	17:20:57	40.891	1:05.94	36.660	2:23.497	56:48.053
15	17:02:37	42.009	1:07.24	38.168	2:27.417	38:28.580	24	17:23:22	40.850	1:06.22	38.099	Pit In	59:13.227
16	17:05:04	42.035	1:07.08	37.920	2:27.041	40:55.621	N° 6, MARTINS Lonni, Pos. 16						
17	17:07:30	41.827	1:06.22	37.537	2:25.593	43:21.214	25	17:28:38	-	1:05.47	36.545	3:59.237	1:04:29.349
18	17:09:56	41.917	1:06.09	37.634	2:25.642	45:46.856	26	17:31:00	40.987	1:04.64	36.545	2:22.177	1:06:51.526
19	17:12:24	42.273	1:06.89	38.847	2:28.013	48:14.869	27	17:33:22	40.841	1:04.61	36.077	2:21.528	1:09:13.054
20	17:14:50	41.829	1:07.15	37.767	2:26.748	50:41.617	28	17:35:43	40.615	1:04.51	35.956	2:21.085	1:11:34.139
21	17:17:18	41.646	1:07.58	38.192	2:27.423	53:09.040	29	17:38:04	40.410	1:04.38	35.944	2:20.741	1:13:54.880
22	17:19:44	41.544	1:07.13	37.879	2:26.560	55:35.600	30	17:40:25	40.503	1:04.58	36.021	2:21.112	1:16:15.992
23	17:22:10	41.614	1:06.95	37.291	2:25.864	58:01.464	31	17:42:45	40.077	1:04.36	35.900	2:20.337	1:18:36.329
24	17:24:39	41.299	1:07.00	40.346	Pit In	1:00:30.112	32	17:45:07	40.248	1:05.56	36.043	2:21.857	1:20:58.186
N° 5, MARTINS Lonni, Pos. 16							33	17:47:28	40.570	1:04.26	36.088	2:20.921	1:23:19.107
25	17:28:38	-	1:05.47	36.545	3:59.237	1:04:29.349	34	17:49:49	40.154	1:04.39	36.338	2:20.889	1:25:39.996
26	17:31:00	40.987	1:04.64	36.545	2:22.177	1:06:51.526	N° 7, DEGREMONT Claude, Pos. 17						
27	17:33:22	40.841	1:04.61	36.077	2:21.528	1:09:13.054	1	16:26:42	-	1:08.62	37.640	2:33.705	2:33.705
28	17:35:43	40.615	1:04.51	35.956	2:21.085	1:11:34.139	2	16:29:08	41.517	1:07.52	37.119	2:26.163	4:59.868
29	17:38:04	40.410	1:04.38	35.944	2:20.741	1:13:54.880	3	16:31:34	41.472	1:06.37	37.256	2:25.103	7:24.971
30	17:40:25	40.503	1:04.58	36.021	2:21.112	1:16:15.992	4	16:34:38	41.573	1:16.25	1:06.35	Pit In	10:29.149
31	17:42:45	40.077	1:04.36	35.900	2:20.337	1:18:36.329	5	16:37:44	-	1:07.43	37.985	3:06.531	13:35.680
32	17:45:07	40.248	1:05.56	36.043	2:21.857	1:20:58.186	6	16:40:11	42.116	1:06.97	37.767	2:26.862	16:02.542
33	17:47:28	40.570	1:04.26	36.088	2:20.921	1:23:19.107	7	16:42:36	41.368	1:06.55	37.218	2:25.142	18:27.684
34	17:49:49	40.154	1:04.39	36.338	2:20.889	1:25:39.996	8	16:45:01	41.399	1:06.15	37.136	2:24.693	20:52.377
N° 6, LEMERET Stéphane, Pos. 1							9	16:47:25	41.428	1:05.48	36.775	2:23.690	23:16.067
1	16:26:40	-	1:08.10	36.696	2:30.968	2:30.968	10	16:49:49	41.327	1:05.83	37.129	2:24.288	25:40.355
2	16:29:03	40.948	1:05.75	36.441	2:23.148	4:54.116	11	16:52:14	41.034	1:06.46	37.542	2:25.039	28:05.394
3	16:31:26	40.450	1:05.29	36.465	2:22.213	7:16.329	12	16:54:40	41.569	1:05.80	38.740	Pit In	30:31.509
4	16:33:49	40.446	1:07.28	36.607	2:24.333	9:40.662							
5	16:36:12	40.287	1:06.12	36.641	2:23.049	12:03.711							
6	16:38:35	40.368	1:05.97	36.753	2:23.093	14:26.804							
7	16:40:58	40.314	1:05.81	36.378	2:22.502	16:49.306							
8	16:43:22	41.448	1:06.00	36.553	2:24.008	19:13.314							
9	16:45:45	40.365	1:05.90	36.577	2:22.849	21:36.163							



GT TOUR FFSA 2015 - SPA FRANCORCHAMPS

05-07 juin 2015

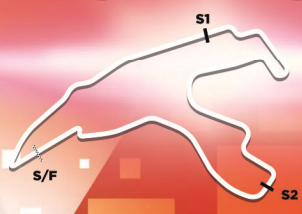
Championnat de France FFSA GT

Circuit de Spa Francorchamps (7.004 km)

Course 1

Tour par tour

NT	Heure	S1	S2	S3	Tps. tour	Temps total	NT	Heure	S1	S2	S3	Tps. tour	Temps total
N° 7, CAZENAVE Laurent, Pos. 17							N° 8, BELTOISE Anthony, Pos. 3						
13	16:58:45	-	1:06.58	37.398	4:04.304	34:35.813	22	17:18:55	41.597	1:07.76	37.589	2:26.954	54:45.843
14	17:01:09	41.231	1:05.60	37.208	2:24.041	36:59.854	23	17:21:22	41.960	1:07.40	38.108	2:27.476	57:13.319
15	17:03:33	40.935	1:06.12	37.568	2:24.632	39:24.486	24	17:23:49	41.428	1:07.12	38.446	Pit In	59:40.319
16	17:05:58	41.168	1:06.32	37.519	2:25.009	41:49.495	N° 9, PIALAT Maxime, Pos. 13						
17	17:08:24	41.230	1:06.42	37.806	2:25.456	44:14.951	1	16:26:42	-	1:08.81	37.503	2:33.240	2:33.240
18	17:10:49	41.511	1:06.44	37.500	2:25.454	46:40.405	2	16:29:07	41.190	1:07.28	37.151	2:25.628	4:58.868
19	17:13:14	41.015	1:06.60	37.252	2:24.868	49:05.273	3	16:31:33	41.021	1:07.20	37.209	2:25.434	7:24.302
20	17:15:39	41.268	1:06.56	37.405	2:25.237	51:30.510	4	16:33:58	40.977	1:06.86	37.001	2:24.842	9:49.144
21	17:18:04	41.088	1:06.22	37.236	2:24.551	53:55.061	5	16:36:23	40.934	1:06.82	37.267	2:25.029	12:14.173
22	17:20:28	40.848	1:06.15	37.058	2:24.063	56:19.124	6	16:38:47	40.862	1:06.67	37.039	2:24.579	14:38.752
23	17:22:55	41.378	1:06.86	38.407	Pit In	58:45.770	7	16:41:13	41.222	1:07.32	37.361	2:25.904	17:04.656
24	17:27:00	-	1:08.21	38.473	4:05.263	1:02:51.033	8	16:43:39	41.202	1:07.23	36.874	2:25.308	19:29.964
N° 7, DEGUFFROY Remy, Pos. 17							9	16:46:04	40.805	1:07.15	36.974	2:24.936	21:54.900
25	17:29:28	42.203	1:07.79	38.216	2:28.212	1:05:19.245	10	16:48:29	40.710	1:07.18	37.276	2:25.172	24:20.072
26	17:31:55	41.835	1:06.69	37.946	2:26.474	1:07:45.719	11	16:50:54	40.815	1:07.11	37.059	2:24.991	26:45.063
27	17:34:20	41.472	1:06.30	37.379	2:25.154	1:10:10.873	12	16:53:19	40.719	1:06.88	37.157	2:24.759	29:09.822
28	17:36:45	41.260	1:06.41	37.534	2:25.205	1:12:36.078	13	16:55:48	41.040	1:07.27	41.139	Pit In	31:39.280
29	17:39:13	41.485	1:09.15	37.655	2:28.296	1:15:04.374	N° 8, COMBOT Pierre, Pos. 3						
30	17:41:43	41.170	1:06.37	41.990	2:29.536	1:17:33.910	1	16:26:37	-	1:06.61	36.879	2:28.471	2:28.471
31	17:44:12	41.762	1:08.41	38.593	2:28.774	1:20:02.684	2	16:29:00	40.992	1:05.77	36.321	2:23.085	4:51.556
32	17:46:39	42.166	1:07.02	37.643	2:26.837	1:22:29.521	3	16:31:27	45.352	1:05.83	36.051	2:27.241	7:18.797
33	17:49:06	41.668	1:08.55	37.532	2:27.755	1:24:57.276	4	16:33:51	41.194	1:05.46	36.625	2:23.282	9:42.079
34	17:52:10	43.048	1:09.60	1:10.84	Pit In	1:28:00.770	5	16:36:13	40.727	1:05.50	36.432	2:22.668	12:04.747
N° 8, DUQUEINE Gilles, Pos. 3							6	16:38:38	40.818	1:05.76	36.374	2:22.958	14:27.705
14	16:59:22	-	1:06.38	37.291	3:59.751	35:13.337	7	16:41:01	40.865	1:05.53	36.519	2:22.914	16:50.619
15	17:01:49	41.419	1:07.42	38.482	2:27.324	37:40.661	8	16:43:25	40.829	1:08.07	36.892	2:25.791	19:16.410
16	17:04:15	41.123	1:06.91	37.254	2:25.287	40:05.948	9	16:45:48	40.665	1:05.88	36.550	2:23.103	21:39.513
17	17:06:39	41.205	1:06.11	37.339	2:24.661	42:30.609	10	16:48:11	40.766	1:05.79	36.496	2:23.053	24:02.566
18	17:09:05	40.943	1:05.99	38.981	2:25.919	44:56.528	11	16:50:35	40.839	1:05.89	36.675	2:23.408	26:25.974
19	17:11:33	41.055	1:06.32	40.503	2:27.883	47:24.411	12	16:52:58	40.627	1:06.09	36.817	2:23.540	28:49.514
20	17:14:02	42.067	1:09.28	37.352	2:28.708	49:53.119	13	16:55:22	40.754	1:05.91	37.400	Pit In	31:13.586
21	17:16:28	41.452	1:07.18	37.129	2:25.770	52:18.889							



GT TOUR FFSA 2015 - SPA FRANCORCHAMPS

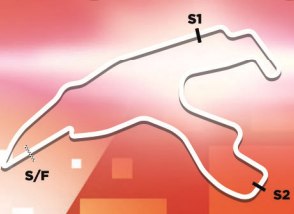
05-07 juin 2015

Championnat de France FFSA GT
Course 1

Circuit de Spa Francorchamps (7.004 km)
Tour par tour

NT	Heure	S1	S2	S3	Tps. tour	Temps total	NT	Heure	S1	S2	S3	Tps. tour	Temps total
N° 9, TARDIF Nicolas, Pos. 13							20	17:15:24	41.588	1:08.16	38.355	2:28.104	51:15.648
14	17:00:14	-	1:08.09	40.416	Pit In	36:04.940	21	17:17:53	42.120	1:08.64	38.114	2:28.879	53:44.527
15	17:03:23	-	1:07.93	37.717	3:09.709	39:14.649	22	17:20:22	42.206	1:08.53	38.304	2:29.044	56:13.571
16	17:05:50	41.610	1:07.50	37.782	2:26.894	41:41.543	23	17:22:53	41.893	1:08.07	40.958	Pit In	58:44.500
17	17:08:17	41.516	1:07.72	37.793	2:27.033	44:08.576	N° 10, BELLOC Jean Philippe, Pos. 11						
18	17:10:44	41.271	1:07.42	37.653	2:26.350	46:34.926	24	17:26:52	-	1:05.50	36.650	3:58.504	1:02:43.004
19	17:13:10	41.227	1:07.26	37.462	2:25.954	49:00.880	25	17:29:15	40.735	1:05.57	36.483	2:22.797	1:05:05.801
20	17:15:36	41.362	1:07.22	37.453	2:26.039	51:26.919	26	17:31:37	40.416	1:05.29	36.489	2:22.197	1:07:27.998
21	17:18:02	41.234	1:07.54	37.895	2:26.671	53:53.590	27	17:34:01	40.334	1:05.92	36.639	2:22.894	1:09:50.892
22	17:20:29	41.222	1:08.09	37.350	2:26.663	56:20.253	28	17:36:23	40.755	1:05.58	36.575	2:22.912	1:12:13.804
23	17:22:56	40.829	1:07.42	38.623	Pit In	58:47.133	29	17:38:45	40.198	1:05.49	36.598	2:22.294	1:14:36.098
24	17:26:51	-	1:06.19	36.707	3:55.333	1:02:42.466	30	17:41:08	40.349	1:05.63	36.645	2:22.631	1:16:58.729
25	17:29:14	40.625	1:05.64	36.330	2:22.601	1:05:05.067	31	17:43:30	40.508	1:05.54	36.591	2:22.639	1:19:21.368
26	17:31:36	40.577	1:05.37	36.518	2:22.473	1:07:27.540	32	17:45:52	40.402	1:04.93	36.634	2:21.973	1:21:43.341
27	17:34:00	40.487	1:05.93	36.645	2:23.069	1:09:50.609	33	17:48:16	40.740	1:06.09	37.235	2:24.073	1:24:07.414
28	17:36:22	40.475	1:05.78	36.506	2:22.762	1:12:13.371	34	17:50:40	41.043	1:05.79	36.891	2:23.732	1:26:31.146
29	17:38:44	40.395	1:05.10	36.131	2:21.632	1:14:35.003	35	17:53:04	41.026	1:06.18	36.628	2:23.841	1:28:54.987
30	17:41:08	40.531	1:05.99	37.145	Pit In	1:16:58.675	36	17:55:28	40.849	1:05.90	36.718	2:23.469	1:31:18.456
N° 9, AYARI Soheil, Pos. 13							37	17:57:50	40.594	1:05.69	36.636	2:22.926	1:33:41.382
31	17:43:52	-	1:05.43	36.667	2:44.789	1:19:43.464	N° 12, SOAVE Thierry, Pos. 18						
32	17:46:15	40.563	1:05.46	36.658	2:22.689	1:22:06.153	1	16:26:46	-	1:09.95	39.350	2:37.650	2:37.650
33	17:48:38	40.392	1:05.73	36.531	2:22.658	1:24:28.811	2	16:29:16	42.619	1:09.12	38.377	2:30.116	5:07.766
34	17:51:01	40.626	1:05.92	36.586	2:23.135	1:26:51.946	3	16:31:47	42.589	1:08.63	39.102	2:30.324	7:38.090
35	17:53:26	41.030	1:07.21	36.691	2:24.939	1:29:16.885	4	16:34:17	42.370	1:09.02	39.341	2:30.733	10:08.823
36	17:55:50	40.524	1:06.33	36.795	2:23.650	1:31:40.535	5	16:36:48	42.650	1:09.28	38.625	2:30.558	12:39.381
37	17:58:12	40.516	1:05.76	36.543	2:22.820	1:34:03.355	6	16:39:19	42.797	1:08.50	39.236	2:30.541	15:09.922
N° 10, BOURRET Christophe, Pos. 11							7	16:41:48	42.438	1:08.26	38.892	2:29.590	17:39.512
1	16:27:29	-	1:10.01	39.025	2:38.438	2:38.438	8	16:44:18	42.501	1:08.44	38.860	2:29.801	20:09.313
2	16:29:17	41.836	1:09.70	38.356	2:29.892	5:08.330	9	16:46:49	42.595	1:09.32	38.929	2:30.851	22:40.164
3	16:31:48	42.517	1:08.98	39.164	2:30.664	7:38.994	10	16:49:28	42.518	1:08.61	47.720	Pit In	25:19.014
4	16:34:17	42.690	1:08.30	38.565	2:29.560	10:08.554	11	16:53:18	-	1:28.39	59.018	Pit In	29:08.806
5	16:36:45	42.326	1:07.91	38.033	2:28.269	12:36.823	N° 12, SAMON Tony, Pos. 18						
6	16:39:12	41.894	1:07.11	37.634	2:26.638	15:03.461	12	17:02:31	-	1:09.23	38.685	9:13.890	38:22.696
7	16:41:39	42.413	1:06.99	37.686	2:27.091	17:30.552	13	17:05:00	42.439	1:08.24	37.557	2:28.245	40:50.941
8	16:44:06	41.559	1:07.67	37.863	2:27.096	19:57.648	14	17:07:26	41.652	1:07.56	37.468	2:26.682	43:17.623
9	16:46:36	41.751	1:09.44	38.136	2:29.334	22:26.982	15	17:09:53	41.439	1:07.15	37.779	2:26.375	45:43.998
10	16:49:03	41.681	1:08.32	37.806	2:27.815	24:54.797	16	17:12:20	41.716	1:07.71	37.507	2:26.940	48:10.938
11	16:51:34	41.851	1:10.20	38.649	2:30.706	27:25.503	17	17:14:48	41.391	1:07.77	38.731	2:27.898	50:38.836
12	16:54:04	42.046	1:08.39	39.459	Pit In	29:55.407	18	17:17:16	42.445	1:07.96	37.933	2:28.339	53:07.175
N° 10, GIBON Pascal, Pos. 11							19	17:19:43	41.625	1:07.62	37.567	2:26.813	55:33.988
13	16:58:09	-	1:08.73	38.306	4:04.682	34:00.089	20	17:22:13	41.333	1:07.51	41.322	Pit In	58:04.160
14	17:00:36	42.073	1:07.72	37.815	2:27.613	36:27.702							
15	17:03:04	41.710	1:07.81	38.006	2:27.529	38:55.231							
16	17:05:31	41.870	1:07.40	38.116	2:27.389	41:22.620							
17	17:07:59	42.051	1:07.46	37.841	2:27.361	43:49.981							
18	17:10:28	42.156	1:08.75	38.586	2:29.493	46:19.474							
19	17:12:56	41.983	1:07.82	38.265	2:28.070	48:47.544							





GT TOUR FFSA 2015 - SPA FRANCORCHAMPS

05-07 juin 2015

Championnat de France FFSA GT
Course 1

Circuit de Spa Francorchamps (7.004 km)
Tour par tour

NT	Heure	S1	S2	S3	Tps. tour	Temps total	NT	Heure	S1	S2	S3	Tps. tour	Temps total
N° 12, GUIBERT Enzo, Pos. 18							N° 15, OJJEH Karim, Pos. 10						
21	17:26:14	-	1:05.56	38.593	Pit In	1:02:05.373	36	17:56:34	42.705	1:10.43	38.666	2:31.808	1:32:24.585
22	17:28:55	-	1:05.72	36.170	2:40.833	1:04:46.206	N° 15, OJJEH Karim, Pos. 10						
23	17:31:18	40.745	1:05.71	36.326	2:22.789	1:07:08.995	1	16:27:29	-	1:10.15	39.128	2:39.748	2:39.748
24	17:33:40	40.769	1:05.47	36.149	2:22.390	1:09:31.385	2	16:29:18	41.790	1:09.58	38.191	2:29.568	5:09.316
25	17:36:03	40.580	1:05.43	36.438	2:22.452	1:11:53.837	3	16:31:47	41.545	1:08.54	39.163	2:29.254	7:38.570
26	17:38:25	40.426	1:05.48	36.464	2:22.373	1:14:16.210	4	16:34:13	41.685	1:06.52	38.056	2:26.269	10:04.839
27	17:41:49	1:00.70	1:22.12	1:00.67	Pit In	1:17:39.712	5	16:36:39	41.676	1:06.50	37.350	2:25.530	12:30.369
28	17:49:00	-	1:23.01	44.085	Pit In	1:24:50.615	6	16:39:04	41.357	1:06.25	37.123	2:24.735	14:55.104
N° 14, MOUEZ Eric, Pos. 14							7	16:41:29	41.010	1:06.22	37.705	2:24.935	17:20.039
1	16:27:29	-	1:12.95	40.047	2:44.510	2:44.510	8	16:43:53	41.084	1:05.79	37.793	2:24.672	19:44.711
2	16:29:29	45.117	1:11.33	38.974	2:35.426	5:19.936	9	16:46:18	41.029	1:06.50	37.180	2:24.712	22:09.423
3	16:32:02	43.503	1:10.42	39.050	2:32.975	7:52.911	10	16:48:43	40.987	1:06.46	37.469	2:24.918	24:34.341
4	16:34:34	43.420	1:09.72	39.634	2:32.778	10:25.689	11	16:51:09	41.855	1:06.69	37.353	2:25.905	27:00.246
5	16:37:08	44.281	1:10.32	39.538	2:34.147	12:59.836	12	16:53:36	41.175	1:06.92	38.802	Pit In	29:27.146
6	16:39:39	43.046	1:09.28	38.671	2:30.998	15:30.834	13	16:58:02	-	1:17.89	36.758	4:25.910	33:53.056
7	16:42:11	42.943	1:09.15	38.924	2:31.017	18:01.851	25	17:28:34	-	1:08.20	37.465	4:04.184	1:04:25.183
8	16:44:42	42.947	1:10.23	38.632	2:31.818	20:33.669	26	17:31:00	41.450	1:07.10	37.537	2:26.094	1:06:51.277
9	16:47:14	42.917	1:10.25	38.466	2:31.638	23:05.307	27	17:33:26	41.869	1:07.01	37.318	2:26.199	1:09:17.476
10	16:49:45	42.470	1:09.37	38.982	2:30.826	25:36.133	28	17:35:53	41.335	1:07.36	37.569	2:26.265	1:11:43.741
11	16:52:18	42.985	1:10.92	39.074	2:32.988	28:09.121	29	17:38:19	41.840	1:07.18	37.306	2:26.331	1:14:10.072
12	16:54:53	42.900	1:10.08	41.703	Pit In	30:43.811	30	17:40:44	41.296	1:06.67	37.254	2:25.225	1:16:35.297
N° 14, ANCEL Frédéric, Pos. 14							31	17:43:10	41.243	1:06.65	37.382	2:25.276	1:19:00.573
13	16:59:03	-	1:09.38	38.111	4:10.161	34:53.972	32	17:45:35	40.940	1:06.31	38.532	2:25.782	1:21:26.355
14	17:01:28	41.564	1:06.73	36.877	2:25.172	37:19.144	33	17:48:03	41.754	1:08.16	37.854	2:27.776	1:23:54.131
15	17:03:52	40.977	1:06.59	36.769	2:24.342	39:43.486	34	17:50:29	41.482	1:06.86	37.699	2:26.049	1:26:20.180
16	17:06:17	41.127	1:06.25	37.577	2:24.960	42:08.446	35	17:52:55	41.419	1:07.53	37.294	2:26.244	1:28:46.424
17	17:08:42	41.346	1:06.60	36.886	2:24.835	44:33.281	36	17:55:21	41.199	1:07.06	37.621	2:25.886	1:31:12.310
18	17:11:08	41.337	1:06.91	37.568	2:25.818	46:59.099	37	17:57:49	41.137	1:07.61	38.408	2:27.163	1:33:39.473
19	17:13:33	41.348	1:07.18	36.981	2:25.516	49:24.615	N° 15, GROTZ Olivier, Pos. 10						
20	17:15:59	41.199	1:07.09	37.103	2:25.396	51:50.011	14	17:00:28	40.862	1:06.66	36.948	2:24.472	36:17.528
21	17:18:24	41.091	1:07.40	37.120	2:25.620	54:15.631	15	17:02:50	40.631	1:05.97	37.065	2:23.673	38:41.201
22	17:20:50	41.211	1:07.43	36.947	2:25.592	56:41.223	16	17:05:13	40.680	1:05.94	36.514	2:23.137	41:04.338
23	17:23:19	41.662	1:07.46	39.484	Pit In	59:09.836	17	17:07:37	40.539	1:05.97	37.040	2:23.550	43:27.888
N° 14, LOGER David, Pos. 14							18	17:10:00	40.717	1:05.82	36.515	2:23.057	45:50.945
24	17:27:19	-	1:07.32	37.290	4:00.687	1:03:10.523	19	17:12:23	40.583	1:05.57	37.097	2:23.259	48:14.204
25	17:29:46	41.675	1:07.64	36.856	2:26.171	1:05:36.694	20	17:14:48	40.532	1:05.85	38.132	2:24.521	50:38.725
26	17:32:10	40.976	1:06.61	37.094	2:24.683	1:08:01.377	21	17:17:11	41.211	1:05.65	36.588	2:23.449	53:02.174
27	17:34:35	41.019	1:06.93	36.904	2:24.856	1:10:26.233	22	17:19:35	41.092	1:05.96	36.562	2:23.622	55:25.796
28	17:37:00	40.872	1:06.77	36.971	2:24.622	1:12:50.855	23	17:21:59	40.608	1:06.12	36.997	2:23.725	57:49.521
29	17:39:25	41.816	1:06.90	36.938	2:25.660	1:15:16.515	24	17:24:30	41.060	1:07.11	43.306	Pit In	1:00:20.999
30	17:41:51	41.068	1:06.92	37.235	2:25.226	1:17:41.741							
31	17:44:18	40.898	1:07.38	39.374	2:27.655	1:20:09.396							
32	17:46:44	41.255	1:07.28	37.033	2:25.571	1:22:34.967							
33	17:49:10	41.627	1:07.25	36.821	2:25.706	1:25:00.673							
34	17:51:35	40.752	1:07.80	37.056	2:25.616	1:27:26.289							
35	17:54:02	41.119	1:07.59	37.777	2:26.488	1:29:52.777							



GT TOUR FFSA 2015 - SPA FRANCORCHAMPS

05-07 juin 2015

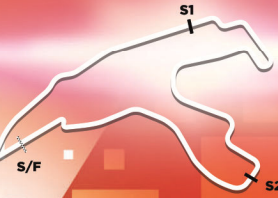
Championnat de France FFSA GT

Circuit de Spa Francorchamps (7.004 km)

Course 1

Tour par tour

NT	Heure	S1	S2	S3	Tps. tour	Temps total	NT	Heure	S1	S2	S3	Tps. tour	Temps total
N° 16, DEBARD Eric, Pos. 4							7	16:40:58	40.375	1:05.65	36.662	2:22.689	16:49.051
1	16:26:39	-	1:07.94	36.864	2:30.668	2:30.668	8	16:43:25	41.705	1:08.11	36.589	2:26.406	19:15.457
2	16:29:05	41.501	1:07.25	36.938	2:25.698	4:56.366	9	16:45:47	40.311	1:06.02	36.348	2:22.682	21:38.139
3	16:31:30	41.049	1:07.04	36.980	2:25.072	7:21.438	10	16:48:10	40.193	1:06.08	36.537	2:22.816	24:00.955
4	16:33:54	40.896	1:06.58	36.950	2:24.435	9:45.873	11	16:50:32	40.267	1:05.86	36.492	2:22.623	26:23.578
5	16:36:20	40.876	1:07.48	36.920	2:25.283	12:11.156	12	16:52:58	40.655	1:06.32	39.057	Pit In	28:49.618
6	16:38:45	41.169	1:07.40	37.130	2:25.701	14:36.857	N° 17, BOTTEMANNE Sacha, Pos. 6						
7	16:41:11	41.734	1:06.96	37.026	2:25.729	17:02.586	13	16:57:01	-	1:05.33	36.408	4:02.253	32:51.871
8	16:43:35	40.713	1:06.37	36.563	2:23.655	19:26.241	14	16:59:24	41.676	1:05.00	36.211	2:22.896	35:14.767
9	16:46:01	40.597	1:07.43	37.773	2:25.801	21:52.042	15	17:01:45	40.033	1:05.41	36.345	2:21.788	37:36.555
10	16:48:26	41.353	1:06.99	37.030	2:25.378	24:17.420	16	17:04:07	40.145	1:05.04	36.552	2:21.746	39:58.301
11	16:50:51	41.077	1:06.22	37.182	2:24.488	26:41.908	17	17:06:30	40.481	1:05.40	36.796	2:22.680	42:20.981
12	16:53:18	41.202	1:06.54	40.014	Pit In	29:09.665	18	17:08:53	40.592	1:05.52	36.971	2:23.084	44:44.065
N° 16, BARTHEZ Fabien, Pos. 4							19	17:11:16	40.249	1:05.67	37.056	Pit In	47:07.045
13	16:57:20	-	1:07.41	38.219	4:01.515	33:11.180	20	17:13:59	-	1:06.43	36.647	2:43.516	49:50.561
14	16:59:46	41.467	1:06.69	37.466	2:25.628	35:36.808	21	17:16:22	40.232	1:06.12	36.507	2:22.868	52:13.429
15	17:02:12	41.763	1:06.85	37.396	2:26.009	38:02.817	22	17:18:45	40.350	1:06.04	36.704	2:23.098	54:36.527
16	17:04:37	41.192	1:06.58	37.410	2:25.187	40:28.004	23	17:21:08	40.268	1:06.06	36.650	2:22.981	56:59.508
17	17:07:02	41.092	1:06.61	37.196	2:24.898	42:52.902	24	17:23:33	40.336	1:07.02	36.818	2:24.177	59:23.685
18	17:09:27	40.962	1:06.81	37.355	2:25.134	45:18.036	25	17:25:57	40.321	1:06.27	37.629	Pit In	1:01:47.910
19	17:11:51	40.768	1:06.55	37.139	2:24.466	47:42.502	N° 17, LARICHE Benjamin, Pos. 6						
20	17:14:16	40.878	1:06.87	37.235	2:24.986	50:07.488	26	17:30:02	-	1:06.55	36.621	4:04.681	1:05:52.591
21	17:16:41	41.115	1:06.60	37.166	2:24.882	52:32.370	27	17:32:25	40.816	1:06.03	36.375	2:23.225	1:08:15.816
22	17:19:06	41.020	1:06.63	37.357	2:25.007	54:57.377	28	17:34:48	40.314	1:05.80	36.825	2:22.944	1:10:38.760
23	17:21:32	41.435	1:06.76	37.338	2:25.542	57:22.919	29	17:37:11	40.279	1:05.95	36.700	2:22.934	1:13:01.694
24	17:24:00	40.899	1:06.58	40.580	Pit In	59:50.982	30	17:39:33	40.039	1:05.73	36.469	2:22.238	1:15:23.932
N° 16, PANIS Olivier, Pos. 4							31	17:41:55	40.200	1:05.64	36.183	2:22.030	1:17:45.962
25	17:27:57	-	1:05.72	36.662	3:56.966	1:03:47.948	32	17:44:18	40.058	1:05.96	36.643	2:22.668	1:20:08.630
26	17:30:20	41.235	1:05.37	36.582	2:23.192	1:06:11.140	33	17:46:41	40.330	1:06.24	36.501	2:23.076	1:22:31.706
27	17:32:43	40.963	1:05.21	36.873	2:23.049	1:08:34.189	34	17:49:05	40.413	1:06.68	36.683	2:23.783	1:24:55.489
28	17:35:05	40.769	1:05.11	36.418	2:22.306	1:10:56.495	35	17:51:27	40.095	1:05.77	36.510	2:22.379	1:27:17.868
29	17:37:28	40.752	1:05.07	36.453	2:22.283	1:13:18.778	36	17:53:50	39.929	1:06.44	36.446	2:22.820	1:29:40.688
30	17:39:50	40.525	1:05.21	36.600	2:22.343	1:15:41.121	37	17:56:13	40.301	1:06.67	36.472	2:23.445	1:32:04.133
31	17:42:13	40.686	1:05.29	36.609	2:22.592	1:18:03.713	N° 20, GIAUQUE Philippe, Pos. 7						
32	17:44:36	41.283	1:05.21	36.570	2:23.065	1:20:26.778	1	16:26:40	-	1:08.01	37.014	2:31.749	2:31.749
33	17:46:59	41.117	1:05.36	36.420	2:22.901	1:22:49.679	2	16:29:05	40.896	1:07.23	37.019	2:25.154	4:56.903
34	17:49:22	41.019	1:05.34	36.700	2:23.066	1:25:12.745	3	16:31:31	40.663	1:07.45	36.958	2:25.079	7:21.982
35	17:51:46	41.193	1:05.62	37.416	2:24.234	1:27:36.979	4	16:33:55	40.778	1:06.75	36.994	2:24.522	9:46.504
36	17:54:11	41.446	1:06.16	36.917	2:24.524	1:30:01.503	5	16:36:20	40.546	1:07.68	37.067	2:25.302	12:11.806
37	17:56:35	41.521	1:06.41	36.876	2:24.813	1:32:26.316	6	16:38:46	40.874	1:07.43	36.901	2:25.208	14:37.014
N° 17, MISLIN Nicolas, Pos. 6							7	16:41:10	41.314	1:06.16	37.096	2:24.571	17:01.585
1	16:26:37	-	1:06.68	36.961	2:28.054	2:28.054	8	16:43:34	41.019	1:06.25	36.713	2:23.986	19:25.571
2	16:29:00	40.736	1:05.90	36.631	2:23.271	4:51.325	9	16:46:00	41.120	1:07.28	37.637	2:26.039	21:51.610
3	16:31:23	40.699	1:06.05	36.820	2:23.572	7:14.897	10	16:48:28	40.944	1:07.11	39.757	Pit In	24:19.423
4	16:33:49	40.699	1:07.96	36.772	2:25.431	9:40.328	11	16:51:12	-	1:07.30	37.008	2:43.484	27:02.907
5	16:36:12	40.321	1:05.91	36.554	2:22.787	12:03.115	12	16:53:36	40.848	1:06.80	36.792	2:24.448	29:27.355
6	16:38:35	40.555	1:06.10	36.592	2:23.247	14:26.362	13	16:56:01	41.116	1:06.83	37.282	Pit In	31:52.586



GT TOUR FFSA 2015 - SPA FRANCORCHAMPS

05-07 juin 2015

Championnat de France FFSA GT

Circuit de Spa Francorchamps (7.004 km)

Course 1

Tour par tour

NT	Heure	S1	S2	S3	Tps. tour	Temps total	NT	Heure	S1	S2	S3	Tps. tour	Temps total
N° 20, BEAUBELIQUE Jean Luc, Pos. 7							N° 23, HAASE Christopher, Pos. 12						
14	17:00:05	-	1:07.23	37.207	4:03.437	35:56.023	20	17:16:07	42.039	1:09.10	38.319	2:29.459	51:58.110
15	17:02:31	41.151	1:07.77	37.529	2:26.455	38:22.478	21	17:18:37	42.005	1:09.42	38.352	2:29.777	54:27.887
16	17:04:57	41.590	1:07.30	37.169	2:26.063	40:48.541	22	17:21:06	42.722	1:08.54	37.782	2:29.047	56:56.934
17	17:07:24	41.650	1:07.28	37.268	2:26.200	43:14.741	23	17:23:42	41.898	1:10.13	44.104	Pit In	59:33.070
18	17:09:50	41.053	1:07.37	37.530	2:25.955	45:40.696	N° 24, SIMONET Valentin, Pos. 8						
19	17:12:15	41.346	1:07.16	37.172	2:25.684	48:06.380	1	16:26:43	-	1:08.96	37.838	2:34.423	2:34.423
20	17:14:40	41.224	1:06.81	36.878	2:24.920	50:31.300	2	16:29:09	41.662	1:07.63	37.135	2:26.435	5:00.858
21	17:17:06	41.020	1:07.23	37.273	2:25.529	52:56.829	3	16:31:35	40.937	1:06.53	37.740	2:25.211	7:26.069
22	17:19:32	41.248	1:07.27	37.600	2:26.124	55:22.953	4	16:34:01	42.145	1:07.09	37.349	2:26.589	9:52.658
23	17:21:58	41.140	1:07.51	37.085	2:25.738	57:48.691	5	16:36:26	40.973	1:06.60	37.489	2:25.071	12:17.729
24	17:24:28	41.231	1:07.50	42.148	Pit In	1:00:19.576	6	16:38:51	41.411	1:06.23	36.890	2:24.537	14:42.266
N° 20, MOULLIN-TRAFFORT Morgan, Pos. 7							30	17:41:41	39.844	1:04.75	36.257	2:20.855	1:17:32.402
25	17:28:29	-	1:05.86	36.296	3:59.567	1:04:19.143	31	17:44:02	39.733	1:04.69	35.887	2:20.313	1:19:52.715
26	17:30:49	40.067	1:05.03	36.053	2:21.156	1:06:40.299	32	17:46:22	39.585	1:04.63	35.729	2:19.950	1:22:12.665
27	17:33:11	39.997	1:05.05	36.274	2:21.330	1:09:01.629	33	17:48:42	39.514	1:04.76	35.973	2:20.250	1:24:32.915
28	17:35:32	40.207	1:05.09	36.382	2:21.681	1:11:23.310	34	17:51:03	39.542	1:05.58	35.943	2:21.069	1:26:53.984
29	17:37:54	40.021	1:05.60	36.205	2:21.834	1:13:45.144	35	17:53:23	39.442	1:05.21	35.803	2:20.463	1:29:14.447
30	17:40:15	40.066	1:05.04	36.079	2:21.189	1:16:06.333	36	17:55:44	39.635	1:04.89	35.957	2:20.486	1:31:34.933
31	17:42:37	39.798	1:05.47	36.129	2:21.406	1:18:27.739	37	17:58:10	39.620	1:04.80	41.589	2:26.014	1:34:00.947
32	17:44:57	39.825	1:04.93	35.864	2:20.626	1:20:48.365	N° 24, SANCINENA Pierre, Pos. 8						
33	17:47:19	39.872	1:05.29	36.066	2:21.229	1:23:09.594	13	16:57:24	-	1:08.18	37.841	4:02.083	33:15.433
34	17:49:40	39.978	1:05.30	36.001	2:21.285	1:25:30.879	14	16:59:49	41.333	1:06.54	37.251	2:25.130	35:40.563
35	17:52:01	39.742	1:05.22	36.532	2:21.503	1:27:52.382	15	17:02:14	41.128	1:06.15	37.391	2:24.678	38:05.241
36	17:54:23	39.903	1:05.20	36.099	2:21.210	1:30:13.592	16	17:04:39	41.073	1:06.48	37.321	2:24.875	40:30.116
37	17:56:44	39.569	1:05.55	36.463	2:21.586	1:32:35.178	17	17:07:04	40.855	1:06.71	37.513	2:25.084	42:55.200
N° 23, SOURD Marc, Pos. 12							18	17:09:29	40.978	1:06.62	37.592	2:25.196	45:20.396
1	16:27:29	-	1:10.33	38.829	2:39.042	2:39.042	19	17:11:55	40.972	1:06.78	37.708	2:25.463	47:45.859
2	16:29:18	41.791	1:10.03	38.557	2:30.387	5:09.429	20	17:14:21	41.299	1:06.90	37.719	2:25.919	50:11.778
3	16:31:48	42.913	1:08.49	38.747	2:30.156	7:39.585	21	17:16:46	41.127	1:06.86	37.523	2:25.516	52:37.294
4	16:34:18	42.785	1:08.33	38.388	2:29.510	10:09.095	22	17:19:11	41.199	1:06.82	37.265	2:25.284	55:02.578
5	16:36:47	42.377	1:08.43	38.381	2:29.196	12:38.291	23	17:21:38	41.459	1:07.38	37.961	2:26.809	57:29.387
6	16:39:14	41.294	1:08.00	37.523	2:26.823	15:05.114	24	17:24:08	41.675	1:08.02	40.134	Pit In	59:59.219
7	16:41:41	41.538	1:07.87	37.581	2:26.998	17:32.112	N° 23, BUFFIN Jean-Paul, Pos. 12						
8	16:44:08	41.330	1:07.82	37.690	2:26.840	19:58.952	13	16:58:33	-	1:09.67	39.083	4:06.251	34:24.378
9	16:46:36	41.236	1:09.22	37.897	2:28.359	22:27.311	14	17:01:05	43.305	1:09.23	38.291	2:30.828	36:55.206
10	16:49:04	41.769	1:08.81	37.293	2:27.879	24:55.190	15	17:03:35	42.544	1:08.63	39.741	2:30.917	39:26.123
11	16:51:38	41.446	1:09.82	42.271	Pit In	27:28.732	16	17:06:06	42.234	1:09.59	38.810	2:30.634	41:56.757
12	16:54:27	-	1:09.51	40.832	Pit In	30:18.127	17	17:08:36	42.364	1:09.63	38.668	2:30.669	44:27.426



GT TOUR FFSA 2015 - SPA FRANCORCHAMPS

05-07 juin 2015

Championnat de France FFSA GT

Circuit de Spa Francorchamps (7.004 km)

Course 1

Tour par tour

NT	Heure	S1	S2	S3	Tps. tour	Temps total	NT	Heure	S1	S2	S3	Tps. tour	Temps total
N° 24, MONTI Romain, Pos. 8							21	17:18:37	42.570	1:08.43	38.349	2:29.357	54:28.351
25	17:28:10	-	1:06.59	37.182	4:01.999	1:04:01.218	22	17:21:07	42.673	1:08.78	38.024	2:29.480	56:57.831
26	17:30:33	41.137	1:05.33	36.609	2:23.085	1:06:24.303	23	17:23:38	42.541	1:08.86	39.576	2:30.978	59:28.809
27	17:32:56	40.528	1:05.28	36.821	2:22.630	1:08:46.933	24	17:26:08	42.561	1:07.94	39.860	Pit In	1:01:59.177
28	17:35:19	40.462	1:05.52	36.906	2:22.893	1:11:09.826	N° 36, STRAZZER Bruno, Pos. 9						
29	17:37:42	40.913	1:05.88	36.738	2:23.538	1:13:33.364	1	16:27:29	-	1:10.17	39.456	2:39.271	2:39.271
30	17:40:05	40.957	1:05.52	36.667	2:23.153	1:15:56.517	2	16:29:18	42.804	1:09.25	38.244	2:30.300	5:09.571
31	17:42:27	40.474	1:05.01	36.414	2:21.901	1:18:18.418	3	16:31:48	42.627	1:07.93	39.136	2:29.696	7:39.267
32	17:44:50	40.932	1:05.48	36.553	2:22.968	1:20:41.386	4	16:34:18	43.263	1:08.63	38.413	2:30.310	10:09.577
33	17:47:14	40.841	1:05.30	37.148	2:23.291	1:23:04.677	5	16:36:48	43.165	1:08.76	38.278	2:30.211	12:39.788
34	17:49:37	41.006	1:05.71	36.935	2:23.659	1:25:28.336	6	16:39:19	42.887	1:08.32	39.034	2:30.248	15:10.036
35	17:52:01	40.901	1:05.68	37.165	2:23.753	1:27:52.089	7	16:41:48	42.326	1:08.51	38.913	2:29.752	17:39.788
36	17:54:28	41.684	1:07.07	37.806	2:26.565	1:30:18.654	8	16:44:19	42.550	1:08.49	39.008	2:30.050	20:09.838
37	17:56:53	41.033	1:06.53	37.290	2:24.859	1:32:43.513	9	16:46:47	42.109	1:08.50	37.562	2:28.176	22:38.014
N° 30, PETIT Florent, Pos. 15							10	16:49:13	42.161	1:06.36	37.534	2:26.060	25:04.074
1	16:27:29	-	1:11.57	38.770	2:42.341	2:42.341	11	16:51:38	41.826	1:06.74	37.113	2:25.688	27:29.762
2	16:29:20	42.789	1:07.95	38.317	2:29.060	5:11.401	12	16:54:05	41.121	1:06.38	39.401	Pit In	29:56.671
3	16:31:49	42.688	1:07.74	38.581	2:29.018	7:40.419	N° 36, BRANDELA Romain, Pos. 9						
4	16:34:19	42.765	1:08.45	38.508	2:29.725	10:10.144	13	16:58:04	-	1:06.79	37.229	3:58.557	33:55.228
5	16:36:48	42.407	1:08.62	37.956	2:28.985	12:39.129	14	17:00:29	41.118	1:06.80	37.105	2:25.032	36:20.260
6	16:39:20	43.384	1:09.25	39.698	Pit In	15:11.470	15	17:02:54	40.900	1:06.42	37.973	Pit In	38:45.553
7	16:42:06	-	1:07.53	37.958	2:45.731	17:57.201	16	17:05:36	-	1:06.47	36.664	2:41.787	41:27.340
8	16:44:34	42.284	1:07.21	38.370	2:27.865	20:25.066	17	17:08:01	41.110	1:06.52	36.868	2:24.504	43:51.844
9	16:47:01	42.364	1:07.26	37.825	2:27.453	22:52.519	18	17:10:26	40.663	1:07.15	37.215	2:25.037	46:16.881
10	16:49:29	42.644	1:07.08	38.060	2:27.789	25:20.308	19	17:12:50	41.132	1:06.38	36.781	2:24.301	48:41.182
11	16:51:57	42.519	1:07.47	37.992	2:27.990	27:48.298	20	17:15:14	41.001	1:06.38	36.959	2:24.343	51:05.525
12	16:54:25	42.478	1:07.00	38.501	2:27.979	30:16.277	21	17:17:39	40.926	1:06.07	37.184	2:24.188	53:29.713
13	16:56:54	42.959	1:07.50	38.554	Pit In	32:45.290	22	17:20:02	40.611	1:06.53	36.688	2:23.838	55:53.551
25	17:30:14	-	1:09.34	38.481	4:06.366	1:06:05.543	23	17:22:29	41.067	1:06.48	39.497	Pit In	58:20.602
26	17:32:44	42.586	1:08.22	38.869	2:29.675	1:08:35.218	N° 36, PANCIATICI Nelson, Pos. 9						
27	17:35:12	42.395	1:07.59	37.834	2:27.819	1:11:03.037	24	17:26:28	-	1:05.76	36.687	3:58.582	1:02:19.184
28	17:37:41	42.366	1:08.37	38.131	2:28.871	1:13:31.908	25	17:28:49	40.187	1:04.79	35.876	2:20.854	1:04:40.038
29	17:40:12	42.635	1:09.43	39.054	2:31.127	1:16:03.035	26	17:31:10	40.425	1:04.73	36.026	2:21.188	1:07:01.226
30	17:42:43	42.456	1:10.21	38.074	2:30.749	1:18:33.784	27	17:33:31	40.406	1:04.46	35.759	2:20.634	1:09:21.860
31	17:45:13	42.293	1:09.68	37.927	2:29.907	1:21:03.691	28	17:35:53	40.122	1:04.67	37.155	2:21.952	1:11:43.812
32	17:47:42	42.585	1:08.82	38.097	2:29.505	1:23:33.196	29	17:38:14	40.610	1:04.47	35.907	2:20.996	1:14:04.808
33	17:50:11	42.548	1:07.81	38.226	2:28.585	1:26:01.781	30	17:40:35	40.297	1:04.53	36.134	2:20.967	1:16:25.775
34	17:52:39	42.303	1:08.17	37.971	2:28.451	1:28:30.232	31	17:42:56	40.400	1:04.77	35.913	2:21.085	1:18:46.860
35	17:55:08	42.769	1:08.68	37.730	2:29.184	1:30:59.416	32	17:45:17	40.353	1:04.48	35.926	2:20.767	1:21:07.627
36	17:57:38	42.798	1:08.70	38.100	2:29.600	1:33:29.016	33	17:47:38	40.026	1:05.33	36.291	2:21.649	1:23:29.276
N° 30, GOUJAT Julien, Pos. 15							34	17:49:59	40.178	1:04.56	36.063	2:20.803	1:25:50.079
14	17:01:04	-	1:09.89	38.743	4:09.597	36:54.887	35	17:52:19	39.996	1:04.54	35.704	2:20.249	1:28:10.328
15	17:03:37	43.375	1:10.75	39.145	2:33.277	39:28.164	36	17:54:40	40.074	1:04.68	35.989	2:20.751	1:30:31.079
16	17:06:08	43.370	1:09.39	38.714	2:31.480	41:59.644	37	17:57:01	39.916	1:04.71	36.266	2:20.900	1:32:51.979
17	17:08:38	42.880	1:08.46	38.438	2:29.783	44:29.427							
18	17:11:10	42.610	1:08.34	39.952	2:30.911	47:00.338							
19	17:13:39	42.666	1:08.62	38.506	2:29.797	49:30.135							
20	17:16:08	42.670	1:08.11	38.071	2:28.859	51:58.994							



GT TOUR FFSA 2015 - SPA FRANCORCHAMPS

05-07 juin 2015

Championnat de France FFSA GT

Circuit de Spa Francorchamps (7.004 km)

Course 1

Tour par tour

NT	Heure	S1	S2	S3	Tps. tour	Temps total	NT	Heure	S1	S2	S3	Tps. tour	Temps total
----	-------	----	----	----	-----------	-------------	----	-------	----	----	----	-----------	-------------

Départ : 16:24, Drapeau damier : 17:55